



ROCKSOLAR

Website: [www.rock solar.io](http://www.rock solar.io)



Treasure Your Water Resources

## ROCKSOLAR Solar DC Brushless Deep Well Submersible Pump

Catalog----Submersible pump



# In-Built Controller Brushless Solar Pump

1. Easy installation and easy operation, connect with solar panel directly no need external controller
2. Can be powered by both solar panel and battery
3. Brushless permanent magnetic motor, controller inside, long working life and high working efficiency
4. Dry-running auto protection
5. Franklin motor standard
6. High-quality full SS304 materials
7. Thicker material, More durable, More power
8. Water cooled motor



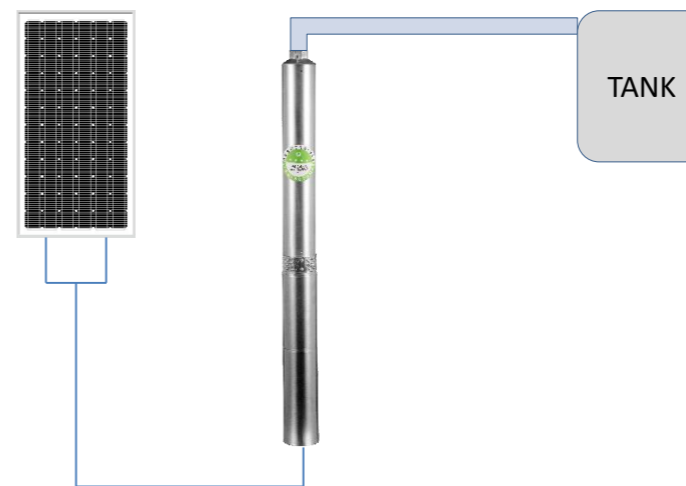
3SPN1-5P 58 PSI Max

0.4HP

40M-3.5m<sup>3</sup>/h-48V-300W/0.4 HP

m <sup>3</sup> /h	3.5	3.2	2.9	2.5	2.0	1.6	1.2	0.7	0
GPM.	15.32	14	12.68	11.10	8.72	7.13	5.28	3.43	0
H(F)	0	16.41	32.81	49.23	65.62	82.05	98.43	114.87	131
Motor DIM & Power	3" / 300w								
Voltage	20-40V Best: 30-40V								
Solar panel proposal	340W*1 PCS or 2X200W								
Pump DIM	3"								
Pump outlet	1.5"								

More model for 300W		Pump outlet
3SPN3-3P	23M-6.0m <sup>3</sup> /h-48V-300W	1.5"
4SPN4-2P	20M-5.6m <sup>3</sup> /h-48V-300W	2"
4SPN8-1P	10M-10.5m <sup>3</sup> /h-48V-300W	2"



**300W**

0.4 HP

**ROCKSOLAR®**

**3SPN1-11P 127.6PSI Max**

**600W 0.8HP**

**88M-3.6m<sup>3</sup>/h-96V-600W**

Voltage:20-40V Best :30-40V

Solar panel proposal:340W\*1 PCS

Model	3SPN1-5P 58PSI Max 40m-3.5m <sup>3</sup> /h-48V-300W									
m <sup>3</sup> /h	3.5	3.2	2.9	2.5	2.0	1.6	1.2	0.7	0	
GPM.	15.3	14	12.70	11	8.7	7.13	5.28	3.43	0	
H(FT)	0	5	10	15	20	25	30	35	40	
Motor DIM&Power	3" / 300w		Pump DIM			3"		Pump outlet		1.5"

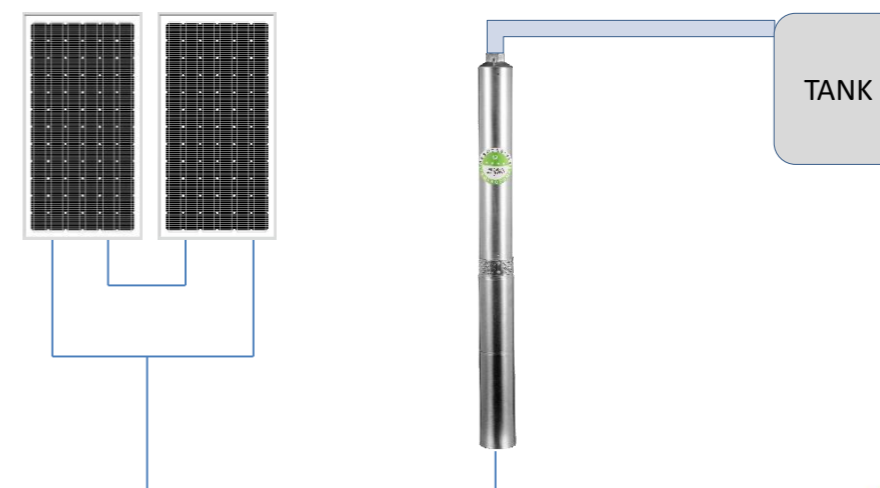
Model	3SPN3-3P 23m-6.0m <sup>3</sup> /h-48V-300W							
m <sup>3</sup> /h	6.0	5.5	4.4	3.1	1.1	0		
GPM	26.4	24.3	19.28	13.74	4.75	0		
H(M)	0	5	10	15	20	23		
Motor DIM&Power	3" / 300w		Pump DIM		3"		Pump outlet	1.5"

Model	4SPN4-2P 20m-5.6m <sup>3</sup> /h-48V-300W							
m <sup>3</sup> /h	5.6	4.6	3.7	2.0	0			
GPM	24.6	20.34	16.38	8.72	0			
H(M)	0	5	10	15	20			
Motor DIM&Power	3" / 300w		Pump DIM		4"		Pump outlet	2"

Model	4SPN8-1P 10m-10.5m <sup>3</sup> /h-48V-300W							
m <sup>3</sup> /h	10.5	7.7	3.9	0				
GPM.	46.23	33.81	17.17	0				
H(M)	0	2.5	5	10				
Motor DIM&Power	3" / 300w		Pump DIM		4"		Pump outlet	2"

m <sup>3</sup> /h	3.6	3.4	3.1	2.8	2.4	1.9	1.5	1.1	0.6	0
GPM	15.85	15.06	13.74	12.42	10.57	8.45	6.60	4.75	2.64	0
H(FT)	0	33	65	98	131	164	197	230	262	289
Motor DIM & Power	3" / 600w									
Voltage	40-90V Best: 60-76V									
Solar panel proposal	340W*2 PCS									
Pump DIM	3"									
Pump outlet	1.5"									

More model for 600W		Pump outlet
4SPN2-5P	54M-5.2m <sup>3</sup> /h-96V-600W	2"
3SPN3-5P	38M-7.6m <sup>3</sup> /h-96V-600W	1.5"
4SPN3-4P	55M-5.9m <sup>3</sup> /h-96V-600W	2"
4SPN4-3P	43M-8.1m <sup>3</sup> /h-96V-600W	2"
4SPN8-2P	21M-15.1m <sup>3</sup> /h-96V-600W	2"



# 600W ROCKSOLAR®

Voltage:40-90V Best :60-76V

Solar panel proposal:340W\*2 PCS

Model	<b>3SPN1-11P 88m-3.6m³/h-96V-600W</b>									
m³/h	3.6	3.4	3.1	2.8	2.4	1.9	1.5	1.1	0.6	0
L/min.	60	57	52	47	40	32	25	18	10	0
H(M)	0	10	20	30	40	50	60	70	80	88
Motor DIM&Power	3" / 600w		Pump DIM		3"		Pump outlet		1.5"	

Model	<b>4SPN2-5P 54m-5.2m³/h-96V-600W</b>										
m³/h	5.2	4.9	4.6	4.3	3.9	3.5	3.0	2.5	2.1	1.3	0
L/min.	87	82	77	72	65	58	50	42	35	22	0
H(M)	0	10	15	20	25	30	35	40	45	50	54
Motor DIM&Power	3" / 600w		Pump DIM		4"		Pump outlet		2"		

Model	<b>3SPN3-5P 38m-7.6m³/h-96V-600W</b>									
m³/h	7.6	7.1	6.5	5.7	5.1	4.1	3.3	2.2	0	
L/min.	127	118	108	95	85	68	55	37	0	
H(M)	0	5	10	15	20	25	30	35	38	
Motor DIM&Power	3" / 600w		Pump DIM		3"		Pump outlet		1.5"	

Model	<b>4SPN3-4P 55m-5.9m³/h-96V-600W</b>									
m³/h	5.9	5.0	4.4	3.4	3.0	2.5	2.0	1.5	1.1	0
L/min.	98	83	73	57	50	42	33	25	18	0
H(M)	0	10	18	27	30	36	40	47	49	55
Motor DIM&Power	3" / 600w		Pump DIM		4"		Pump outlet		2"	

Model	<b>4SPN4-3P 43m-8.1m³/h-96V-600W</b>									
m³/h	8.1	7.6	7.0	6.3	5.6	4.8	4.0	3.2	2.1	0
L/min.	135	127	117	105	93	80	67	53	35	0
H(M)	0	5	10	15	20	25	30	35	40	43
Motor DIM&Power	3" / 600w		Pump DIM		4"		Pump outlet		2"	

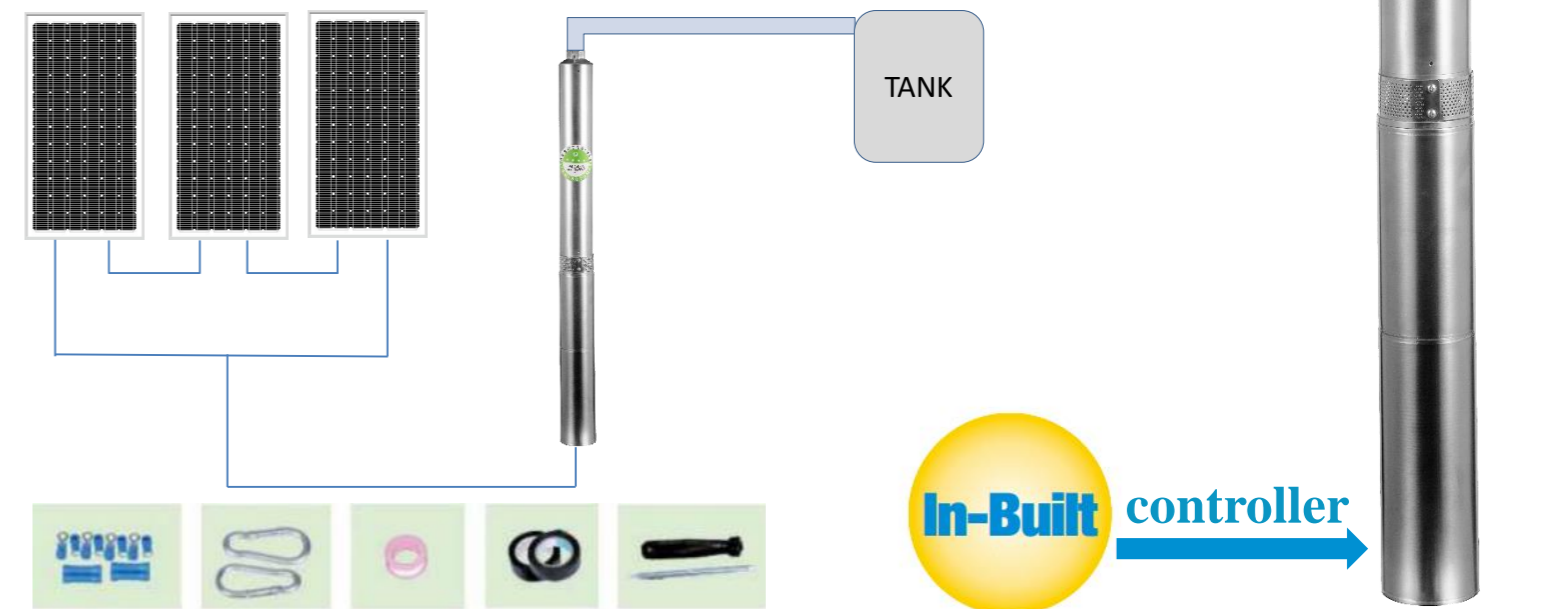
Model	<b>4SPN8-2P 21m-15.1m³/h-96V-600W</b>									
m³/h	15.1	12.5	9.2	5.5	2.9		0			
L/min.	252	208	153	92	48		0			
H(M)	0	5	10	15	20		21			
Motor DIM&Power	3" / 600w		Pump DIM		4"		Pump outlet		2"	

## 3SPN1-12P 145 PSI Max

# 100M-4.0m³/h-150V-1000W 1000W 1.34HP

m³/h	4.0	3.7	3.4	3.1	2.8	2.3	2.1	1.7	1.4	1.1	0
GPM	17.7	16.4	15.06	13.74	12.42	10.04	9.24	7.40	6.07	4.76	0
H(FT)	0	33	65	98	131	164	197	229	262	295	328
Motor DIM & Power	3" / 1000w										
Voltage	60-110V Best: 90-110V										
Solar panel proposal	340W*3 PCS										
Pump DIM	3"										
Pump outlet	1.5"										

More model for 1000W		Pump outlet
3SPN3-7P	54M-7.4m³/h-150V-1000W	1.5"
4SPN2-7P	82M-4.9m³/h-150V-1000W	2"
4SPN3-5P	72M-6.5m³/h-150V-1000W	2"
4SPN4-3P	47M-9.3m³/h-150V-1000W	2"
4SPN6-3P	38M-13.1m³/h-150V-1000W	2"
4SPN8-3P	30M-15.6m³/h-150V-1000W	2"



# 1000W



Voltage:60-110V Best :90-110V

Solar panel proposal:340W\*3 PCS

Model	3SPN1-12P 100m-4.0m <sup>3</sup> /h-150V-1000W										
m <sup>3</sup> /h	4.0	3.7	3.4	3.1	2.8	2.3	2.1	1.7	1.4	1.1	0
L/min.	67	62	57	52	47	38	35	28	23	18	0
H(M)	0	10	20	30	40	50	60	70	80	90	100
Motor DIM&Power	3" / 1000w		Pump DIM		3"		Pump outlet			1.5"	

Model	3SPN3-7P 54m-7.4m <sup>3</sup> /h-150V-1000W									
m <sup>3</sup> /h	7.4	6.9	6.0	5.1	4.2	3.0	2.6	2.0	1.6	0
L/min.	123	115	100	85	70	50	43	33	27	0
H(M)	0	6	10	25	35	43	45	50	52	54
Motor DIM&Power	3" / 1000w		Pump DIM		3"		Pump outlet			1.5"

Model	4SPN2-7P 82m-4.9m <sup>3</sup> /h-150V-1000W								
m <sup>3</sup> /h	4.9	4.5	4.0	3.5	2.9	2.2	1.4	0.6	0
L/min.	82	75	67	58	48	37	23	10	0
H(M)	0	10	20	30	40	50	60	70	82
Motor DIM&Power	3" / 1000w		Pump DIM		4"		Pump outlet		2"

Model	4SPN3-5P 72m-6.5m <sup>3</sup> /h-150V-1000W									
m <sup>3</sup> /h	6.5	6.3	5.9	5.7	4.9	4.0	3.0	2.0	0.5	0
L/min.	108	105	98	95	82	67	50	33	8	0
H(M)	0	5	10	15	25	35	45	55	65	72
Motor DIM&Power	3" / 1000w		Pump DIM		4"		Pump outlet			2"

# 1000W

Voltage:60-110V Best :90-110V

Solar panel proposal:340W\*3 PCS

Model	4SPN4-3P 47m-9.3m <sup>3</sup> /h-150V-1000W											
m <sup>3</sup> /h	9.3	9.2	9.0	8.0	7.0	6.0	5.0	4.0	3.0	2.0	1.0	0
L/min.	155	153	150	133	117	100	83	67	50	33	17	0
H(M)	0	5	7	15	25	31	38	40	43	44	46	47
Motor DIM&Power	3" / 1000w		Pump DIM		4"			Pump outlet			2"	

Model	4SPN6-3P 38m-13.1m <sup>3</sup> /h-150V-1000W								
m <sup>3</sup> /h	13.1	12	10	8.6	7.1	5.7	3.6	2.1	0
L/min.	218	195	170	143	118	95	60	35	0
H(M)	0	5	10	15	20	25	30	35	38
Motor DIM&Power	3" / 1000w		Pump DIM		4"		Pump outlet		2"

Model	4SPN8-3P 30m-15.6m <sup>3</sup> /h-150V-1000W							
m <sup>3</sup> /h	15.6	13.2	11.0	7.4	5.2	2.8	0	
L/min.	260	220	183	123	87	47	0	
H(M)	0	5	10	15	20	25	30	
Motor DIM&Power	3" / 1000w		Pump DIM		4"		Pump outlet	2"

**3SPN1-14P 174 PSI Max 1200W 1.61HP**  
**120M-4.0m<sup>3</sup>/h-180V-1200W**

**1200W**



m <sup>3</sup> /h	4.0	3.8	3.7	3.5	3.0	2.4	1.8	1.5	1.3	0
GPM	17.70	16.65	16.38	15.32	13.21	10.57	7.92	6.60	5.81	0
H(M)	0	33	65	98	164	229	295	328	360	393
Motor DIM & Power	3" / 1200w									
Voltage	80-150V Best: 96-130V									
Solar panel proposal	340W*4 PCS									
Pump DIM	3"									
Pump outlet	1.5"									

Voltage:80-150V Best :96-130V  
 Solar panel proposal:340W\*4 PCS

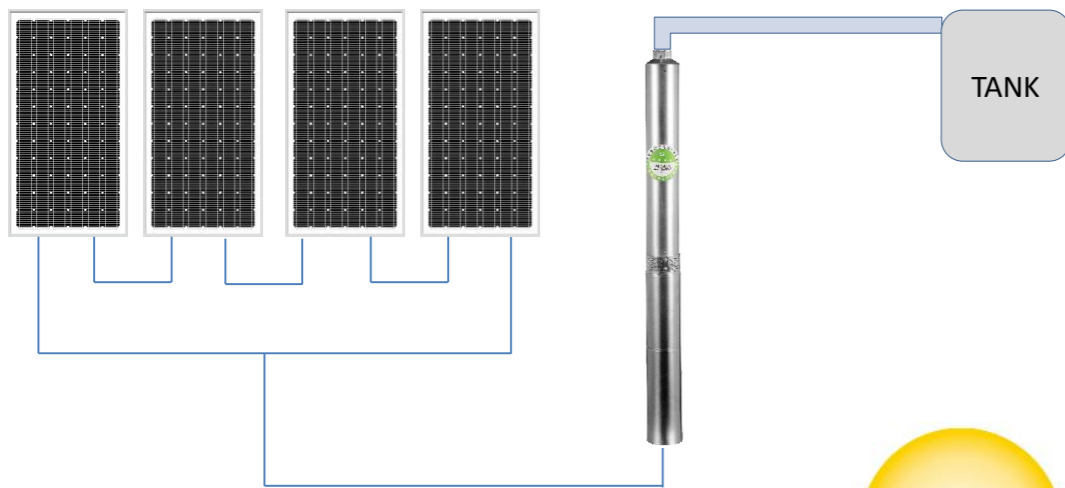
Model	<b>3SPN1-14P 120m-4.0m<sup>3</sup>/h-180V-1200W</b>									
m <sup>3</sup> /h	4.0	3.8	3.7	3.5	3.0	2.4	1.8	1.5	1.3	0
L/min.	67	63	62	58	50	40	30	25	22	0
H(M)	0	10	20	30	50	70	90	100	110	120
Motor DIM&Power	3" / 1200w	Pump DIM		3"	Pump outlet		1.5"			

More model for 1200W		Pump outlet
3SPN3-8P	61M-7.8m <sup>3</sup> /h-180V-1200W	1.5"
4SPN2-9P	112M-5.0m <sup>3</sup> /h-180V-1200W	2"
4SPN3-8P	92M-5.9m <sup>3</sup> /h-180V-1200W	2"
4SPN4-4P	61M-9.0m <sup>3</sup> /h-180V-1200W	2"
4SPN6-4P	52M-10.8m <sup>3</sup> /h-180V-1200W	2"
4SPN8-4P	47M-14.8m <sup>3</sup> /h-180V-1200W	2"
4SPN12-2P	23M-18.8m <sup>3</sup> /h-180V-1200W	2"

Model	<b>3SPN3-8P 61m-7.8m<sup>3</sup>/h-180V-1200W</b>									
m <sup>3</sup> /h	7.8	7.4	6.5	5.6	4.8	3.8	2.3	0		
L/min.	130	123	108	93	80	63	38	0		
H(M)	0	10	20	30	40	50	60	61		
Motor DIM&Power	3" / 1200w	Pump DIM		3"	Pump outlet		1.5"			

Model	<b>4SPN2-9P 112m-5.0m<sup>3</sup>/h-180V-1200W</b>											
m <sup>3</sup> /h	5.0	4.8	4.4	4.0	3.6	3.1	2.7	2.2	1.6	1.2	0.7	0
L/min.	84	80	73	67	60	52	45	37	27	20	12	0
H(M)	0	10	20	30	40	50	60	70	80	90	100	112
Motor DIM&Power	3" / 1200w	Pump DIM		4"	Pump outlet			2"				

Model	<b>4SPN3-8P 92m-5.9m<sup>3</sup>/h-180V-1200W</b>						
m <sup>3</sup> /h	5.9	4.9	4.1	3.1	2.0	1.0	0
L/min.	99	82	68	52	33	17	0
H(M)	0	24	39	51	70	80	92
Motor DIM&Power	3" / 1200w	Pump DIM		4"	Pump outlet		2"



**1200W**

**ROCKSOLAR®**

Voltage:80-150V Best :96-130V

Solar panel proposal:340W\*4PCS

Model	4SPN4-4P 61m-9.0m³/h-180V-1200W										
m³/h	9.0	8.6	8.1	7.0	6.1	5.1	4.0	3.0	2.0	1.0	0
L/min.	150	143	135	117	102	85	67	50	33	17	0
H(M)	0	5	11	23	32	41	52	55	57	59	61
Motor DIM&Power	3" / 1200w		Pump DIM		4"		Pump outlet		2"		

Model	4SPN6-4P 52m-10.8m³/h-180V-1200W							
m³/h	11	10	8.2	6.2	3.4	0.3	0	
L/min.	180	168	137	103	57	5	0	
H(M)	0	10	20	30	40	50	52	
Motor DIM&Power	3" / 1200w		Pump DIM		4"		Pump outlet	2"

Model	4SPN8-4P 47m-14.8m³/h-180V-1200W								
m³/h	15	14	12	10	8.0	6.1	4.1	2.1	0
L/min.	247	232	201	168	133	102	68	35	0
H(M)	0	4	10	16	20	26	33	44	47
Motor DIM&Power	3" / 1200w		Pump DIM		4"		Pump outlet		2"

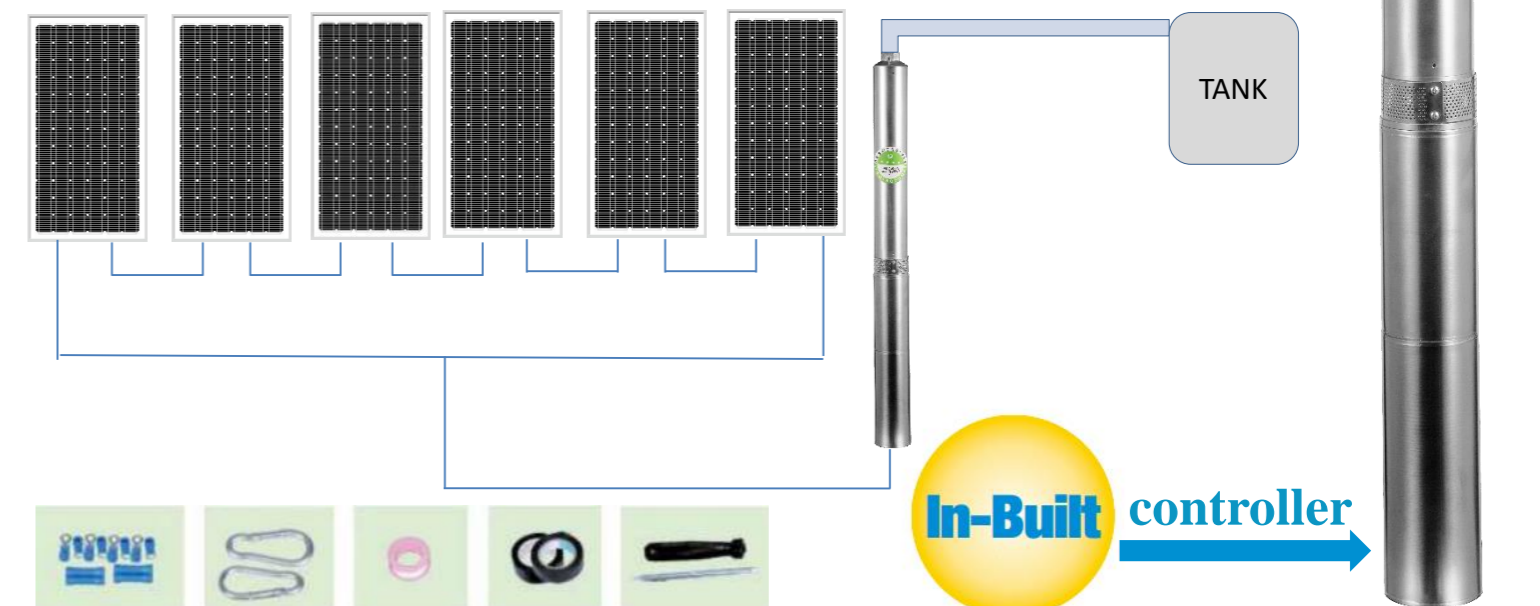
Model	4SPN12-2P 23m-18.8m³/h-180V-1200W						
m³/h	19	17	13	9.5	5.5	0	
L/min.	313	278	221	158	92	0	
H(M)	0	5	10	15	20	23	
Motor DIM&Power	3" / 1200w		Pump DIM		4"	Pump outlet	2"

4SPN1-16P 253.75 PSI Max **1800W 2.41HP**

175M-3.7m³/h-450V-1800W

m³/h	3.7	3.3	3.0	2.6	2.3	1.9	1.4	0.9	0.5	0
GPM	16.38	14.53	12.94	11.36	10.04	8.19	6.08	3.70	2.11	0
H(FT)	0	65	131	196	262	328	393	459	525	574
Motor DIM & Power	4" / 1800w									
Voltage	60-450V Best: 180-230V									
Solar panel proposal	340W*6 PCS									
Pump DIM	4"									
Pump outlet	2"									

More model for 1800W		Pump outlet
4SPN2-9P	142M-5.6m³/h-450V-1800W	1.5"
4SPN3-8P	126M-7.2m³/h-450V-1800W	2"
4SPN4-6P	105M-9.1m³/h-450V-1800W	2"
4SPN6-5P	76M-13.9m³/h-450V-1800W	2"
4SPN8-5P	67M-17.0m³/h-450V-1800W	2"
4SPN12-3P	47M-22.5m³/h-450V-1800W	2"
4SPN16-2P	21M-27.8m³/h-450V-1800W	2"



# 1800W

## ROCKSOLAR®

Voltage:60-450V Best :180-230V

Solar panel proposal:340W\*6 PCS

Model	4SPN1-16P 175m-3.7m³/h-450V-1800W									
m³/h	3.7	3.3	3.0	2.6	2.3	1.9	1.4	0.9	0.5	0
L/min.	62	55	49	43	38	31	23	14	8	0
H(M)	0	65	131	196	262	328	393	459	525	574
Motor DIM&Power	4" / 1800w		Pump DIM		4"		Pump outlet		2"	

Model	4SPN2-9P 142m-5.6m³/h-450V-1800W											
m³/h	5.6	5.5	5.4	5.1	4.6	3.9	2.9	2.6	2.0	1.5	0.9	0
L/min.	93	92	90	85	77	65	48	43	33	25	15	0
H(M)	0	10	20	30	50	70	90	100	110	120	130	142
Motor DIM&Power	4" / 1800w		Pump DIM		4"		Pump outlet		2"			

Model	4SPN3-8P 126m-7.2m³/h-450V-1800W									
m³/h	7.2	6.9	6.7	6.2	5.8	4.8	3.7	2.5	0.6	0
L/min.	120	115	112	103	97	80	62	42	10	0
H(M)	0	10	20	30	40	60	80	100	120	126
Motor DIM&Power	4" / 1800w		Pump DIM		4"		Pump outlet		2"	

Model	4SPN4-6P 105m-9.1m³/h-450V-1800W											
m³/h	9.1	8.6	8.1	7.5	6.9	6.2	5.5	4.7	4.0	3.2	1.7	0
L/min.	152	143	135	125	115	103	92	78	67	53	28	0
H(M)	0	10	20	30	40	50	60	70	80	90	100	105
Motor DIM&Power	4" / 1800w		Pump DIM		4"		Pump outlet		2"			

# 1800W

Voltage:60-450V Best :180-230V

Solar panel proposal:340W\*6 PCS

Model	4SPN6-5P 76m-13.9m³/h-450V-1800W								
m³/h	14	13	11	9.6	7.7	5.7	3.4	0.8	0
L/min.	232	210	188	160	128	95	57	13	0
H(M)	0	10	20	30	40	50	60	70	76
Motor DIM&Power	4" / 1800w		Pump DIM		4"		Pump outlet		2"

Model	4SPN8-5P 67m-17.0m³/h-450V-1800W											
m³/h	17.0	16	15	14	13	12	9.1	7.1	5.3	3.5	1.6	0
L/min.	283	272	257	237	214	191	152	118	88	58	27	0
H(M)	0	5	10	15	20	25	30	35	40	50	60	67
Motor DIM&Power	4" / 1800w		Pump DIM		4"		Pump outlet		2"			

Model	4SPN12-3P 47m-22.5m³/h-450V-1800W									
m³/h	22.5	20.7	18.7	16.9	14.3	10.9	7.7	5.0	2.5	0
L/min.	375	345	312	282	238	182	128	83	42	0
H(M)	2	5	10	15	20	25	30	35	40	47
Motor DIM&Power	4" / 1800w		Pump DIM		4"		Pump outlet		2"	

Model	4SPN16-2P 21m-27.8m³/h-450V-1800W							
m³/h	27.8	24	17.3	9.4	2.1	0		
L/min.	463	400	288	157	35	0		
H(M)	2	5	10	15	20	21		
Motor DIM&Power	4" / 1800w		Pump DIM		4"		Pump outlet	2"

4SPN1-21P 348 PSI Max

240M-3.7m<sup>3</sup>/h-450V-2200W **2200W 3HP**

**2200W**



m <sup>3</sup> /h	3.7	3.3	3.2	2.8	2.6	2.3	2.1	1.7	1.4	0.9	0.7	0.2	0
GPM	16.11	14.53	14.00	12.42	11.62	10.30	9.00	7.66	6.08	4.23	2.91	0.80	0
H(FT)	0	65	131	196	262	328	393	459	525	590	656	721	787
Motor DIM & Power	4" / 2200w												
Voltage	60-450V Best: 220-300V												
Solar panel proposal	340W*7 PCS												
Pump DIM	4"												
Pump outlet	2"												

Voltage:60-450V Best :220-300V

Solar panel proposal:340W\*7 PCS

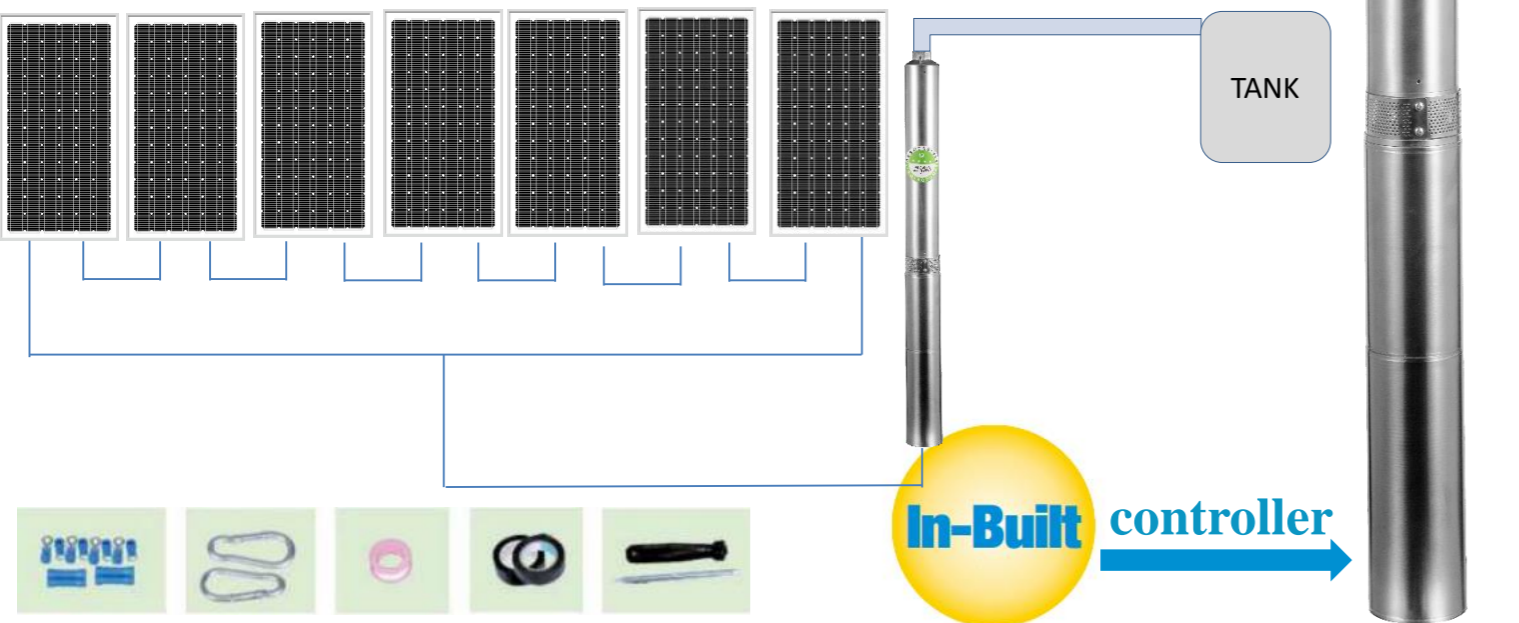
Model	<b>4SPN1-21P 240m-3.7m<sup>3</sup>/h-450V-2200W</b>													
m <sup>3</sup> /h	3.7	3.3	3.2	2.8	2.6	2.3	2.1	1.7	1.4	0.9	0.7	0.2	0	
L/min.	61	55	53	47	44	39	34	29	23	16	11	3	0	
H(M)	0	20	40	60	80	100	120	140	160	180	200	220	240	
Motor DIM&Power	4" / 2200w			Pump DIM				4"		Pump outlet			2"	

More model for 2200W		Pump outlet
4SPN2-13P	198M-5.7m <sup>3</sup> /h-450V-2200W	2"
4SPN3-9P	160M-7.4m <sup>3</sup> /h-450V-2200W	2"
4SPN4-8P	142M-9.4m <sup>3</sup> /h-450V-2200W	2"
4SPN6-6P	104M-15.1m <sup>3</sup> /h-450V-2200W	2"
4SPN8-7P	100M-17.3m <sup>3</sup> /h-450V-2200W	2"
4SPN12-5P	62M-23.7m <sup>3</sup> /h-450V-2200W	2"
4SPN16-3P	33M-31.3m <sup>3</sup> /h-450V-2200W	2"

Model	<b>4SPN2-13P 198m-5.7m<sup>3</sup>/h-450V-2200W</b>													
m <sup>3</sup> /h	5.7	5.6	5.0	4.7	4.1	3.5	2.7	1.9	1.3	0.6	0			
L/min.	95	93	83	78	68	58	45	32	22	10	0			
H(M)	0	20	40	60	80	100	120	140	160	180	198			
Motor DIM&Power	4" / 2200w			Pump DIM				4"		Pump outlet			2"	

Model	<b>4SPN3-9P 160m-7.4m<sup>3</sup>/h-450V-2200W</b>													
m <sup>3</sup> /h	7.4	7.2	7.0	6.6	5.9	5.6	4.8	3.9	2.9	1.4	0			
L/min.	123	120	117	110	98	93	80	65	48	23	0			
H(M)	0	10	20	30	50	70	90	110	130	150	160			
Motor DIM&Power	4" / 2200w			Pump DIM				4"		Pump outlet			2"	

Model	<b>4SPN4-8P 142m-9.4m<sup>3</sup>/h-450V-2200W</b>													
m <sup>3</sup> /h	9.4	9.1	8.6	7.6	6.8	5.6	4.6	3.5	2.8	0.8	0			
L/min.	157	152	143	127	113	93	77	58	47	13	0			
H(M)	0	10	20	40	60	80	100	120	130	140	142			
Motor DIM&Power	4" / 2200w			Pump DIM				4"		Pump outlet			2"	



**2200W**

**ROCKSOLAR®**

Voltage:60-450V Best :220-300V

Solar panel proposal:340W\*7 PCS

Model	<b>4SPN6-6P 104m-15.1m³/h-450V-2200W</b>								
m³/h	15	14	13	10	7.9	4.1	1.5	0.1	0
L/min.	252	237	217	172	132	68	25	2	0
H(M)	0	10	20	40	60	80	90	100	104
Motor DIM&Power	4" / 2200w		Pump DIM		4"		Pump outlet		2"

Model	<b>4SPN8-7P 100m-17.3m³/h-450V-2200W</b>										
m³/h	17	16	13.8	12	8.3	5.9	4.5	3.1	2.1	1.4	0
L/min.	288	260	230	191	138	98	75	52	35	23	0
H(M)	0	10	20	30	40	50	60	70	80	90	100
Motor DIM&Power	4" / 2200w		Pump DIM		4"		Pump outlet		2"		

Model	<b>4SPN12-5P 62m-23.7m³/h-450V-2200W</b>											
m³/h	24	22	20.6	19	14	8.6	6.4	4.6	3.2	1.8	0	
L/min.	395	372	343	310	228	143	107	77	53	30	0	
H(M)	0	5	10	15	25	35	40	45	50	55	62	
Motor DIM&Power	4" / 2200w		Pump DIM		4"		Pump outlet		2"			

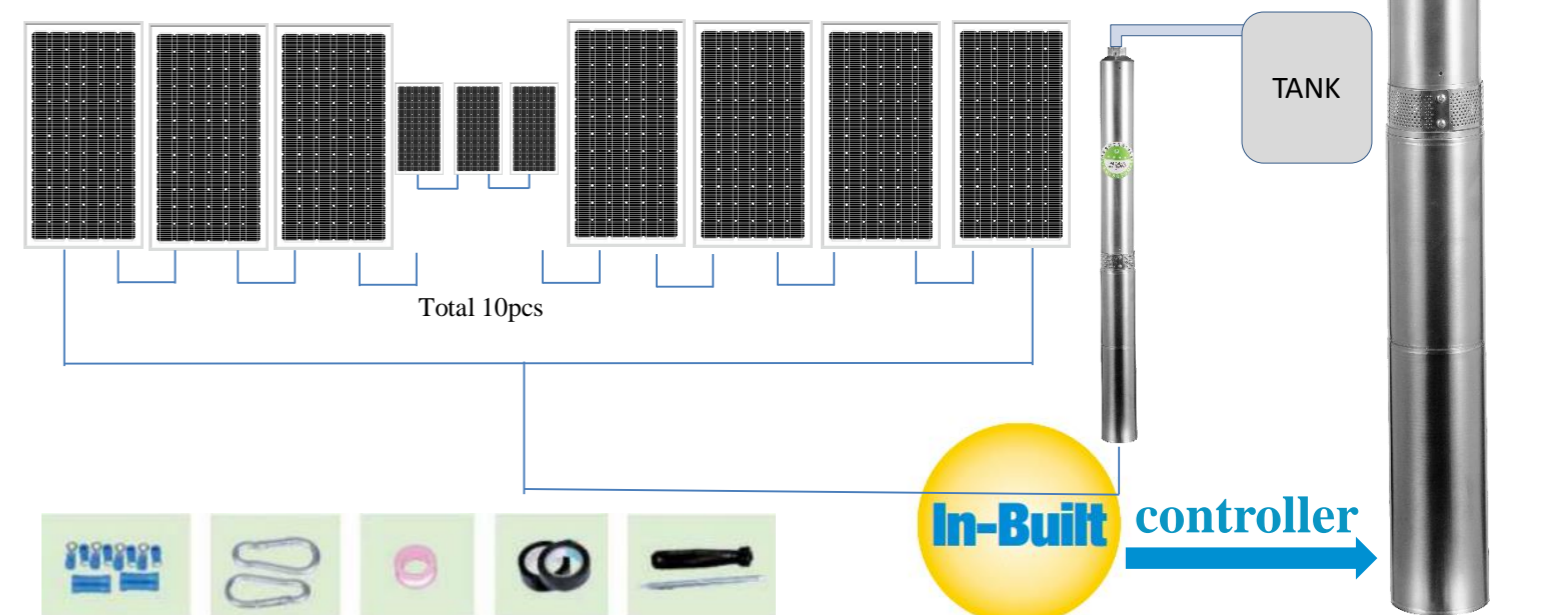
Model	<b>4SPN16-3P 33m-31.3m³/h-450V-2200W</b>								
m³/h	31	29	25.6	21	18	10	4.5	0	
L/min.	522	490	426	356	292	171	75	0	
H(M)	2	5	10	15	20	25	30	33	
Motor DIM&Power	4" / 2200w		Pump DIM		4"		Pump outlet		2"

**4SPN1-26P 464 PSI Max**

**320M-3.9m³/h-450V-3000W 3000W 4.0HP**

m³/h	3.9	3.7	3.5	3.3	3.1	2.9	2.7	2.5	2.3	2.1	2.0	1.6	1.4	0.9	0.6	0.4	0
GPM	16.9	16.1	15.6	14.5	13.7	12.7	11.9	10.8	10.3	9.2	8.7	7.1	6.1	4.2	2.6	1.6	0
H(FT)	0	65	131	197	262	328	394	459	525	590	656	721	787	853	919	984	1050
Motor DIM & Power	4" / 3000w																
Voltage	60-450V Best: 300-380V																
Solar panel proposal	340W*10 PCS																
Pump DIM	4"																
Pump outlet	2"																

More model for 3000W		Pump outlet
4SPN2-17P	260M-5.6m³/h-450V-3000W	2"
4SPN3-13P	224M-7.7m³/h-450V-3000W	2"
4SPN4-13P	222M-8.7m³/h-450V-3000W	2"
4SPN6-8P	135M-14.3m³/h-450V-3000W	2"
4SPN8-8P	116M-17.6m³/h-450V-3000W	2"
4SPN12-5P	70M-26.7m³/h-450V-3000W	2"
4SPN16-4P	48M-33.0m³/h-450V-3000W	2"



**3000W**



**3000W**

Voltage:60-450V Best :300-380V

Solar panel proposal:340W\*10 PCS

Voltage:60-450V Best :300-380V

Solar panel proposal:340W\*10 PCS

Model	<b>4SPN1-26P 320m-3.9m<sup>3</sup>/h-450V-3000W</b>																
m <sup>3</sup> /h	3.9	3.7	3.5	3.3	3.1	2.9	2.7	2.5	2.3	2.1	2.0	1.6	1.4	0.9	0.6	0.4	0
L/min.	64	61	59	55	52	48	45	41	39	35	33	27	23	16	10	6	0
H(M)	0	20	40	60	80	100	120	140	160	180	200	220	240	260	280	300	320
Motor DIM&Power	4" / 3000w			Pump DIM				4"	Pump outlet				2"				

Model	<b>4SPN6-8P 135m-14.3m<sup>3</sup>/h-450V-3000W</b>										
m <sup>3</sup> /h	14	14	13	11.2	9.3	7.4	5.1	2.0	0.5	0	
L/min.	238	227	213	187	155	123	85	33	8	0	
H(M)	0	10	20	40	60	80	100	120	130	135	
Motor DIM&Power	4" / 3000w		Pump DIM			4"	Pump outlet		2"		

Model	<b>4SPN2-17P 260m-5.6m<sup>3</sup>/h-450V-3000W</b>											
m <sup>3</sup> /h	5.6	5.5	5.0	4.4	3.6	3.1	2.6	2.0	1.5	0.8	0	
L/min.	93	92	83	73	60	52	43	33	25	13	0	
H(M)	0	20	60	100	140	160	180	200	220	240	260	
Motor DIM&Power	4" / 3000w			Pump DIM				4"	Pump outlet			2"

Model	<b>4SPN8-8P 116m-17.6m<sup>3</sup>/h-450V-3000W</b>										
m <sup>3</sup> /h	18	17	15	12.7	8.9	4.5	3.4	2.2	1.0	0	
L/min.	293	277	255	212	148	75	57	37	17	0	
H(M)	1	10	20	40	60	80	90	100	110	116	
Motor DIM&Power	4" / 3000w		Pump DIM			4"	Pump outlet		2"		

Model	<b>4SPN3-13P 224m-7.7m<sup>3</sup>/h-450V-3000W</b>												
m <sup>3</sup> /h	7.7	7.5	7.1	6.5	5.9	5.4	4.8	4.1	3.4	2.5	1.5	0.5	0
L/min.	128	125	118	108	98	90	80	68	57	42	24	8	0
H(M)	0	10	30	50	70	90	110	130	150	170	190	210	224
Motor DIM&Power	4" / 3000w			Pump DIM				4"	Pump outlet				2"

Model	<b>4SPN12-5P 70m-26.7m<sup>3</sup>/h-450V-3000W</b>										
m <sup>3</sup> /h	27	25	24	21.2	17.7	12.8	8.3	4.7	2.9	0	
L/min.	445	418	393	353	295	213	138	78	48	0	
H(M)	2	5	10	20	30	40	50	60	65	70	
Motor DIM&Power	4" / 3000w		Pump DIM			4"	Pump outlet		2"		

Model	<b>4SPN4-13P 222m-8.7m<sup>3</sup>/h-450V-3000W</b>												
m <sup>3</sup> /h	8.7	8.3	7.7	7.2	6.7	5.9	5.1	4.5	3.8	2.8	1.6	1.0	0
L/min.	145	138	128	119	112	98	85	75	63	46	26	17	0
H(M)	0	10	30	50	70	90	110	130	150	170	190	200	220
Motor DIM&Power	4" / 3000w			Pump DIM				4"	Pump outlet				2"

Model	<b>4SPN16-4P 48m-33.0m<sup>3</sup>/h-450V-3000W</b>										
m <sup>3</sup> /h	33.0	32	29	25.7	22.0	19.3	15.6	11	7.2	2.8	0
L/min.	550	525	475	428	367	322	260	188	120	47	0
H(M)	2	5	10	15	20	25	30	35	40	45	48
Motor DIM&Power	4" / 3000w		Pump DIM			4"	Pump outlet		2"		