



# SOLAR PUMP

## DC Brushless

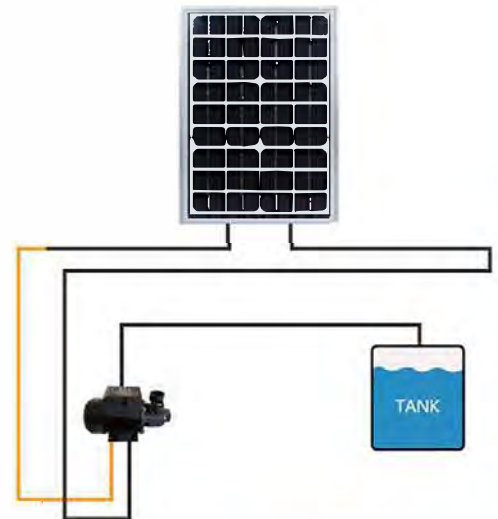
### QB50-30m-2.0m<sup>3</sup>/h-48V-300W

# 300W

m <sup>3</sup> /h	2.0	1.8	1.5	1.3	1.0	0.8	0.0
L/min	33	30	25	21	17	14	0
H(m)	0	5	10	15	20	25	30

20-40V  
Best:30-40V

☑ 340w\*1pcs



Built-in controller  
Easy installation and easy maintenance

ISO9001 ISO14001 TUV



- ☑ All-copper impeller, long service life
- ☑ All-copper 180-degree high temperature cable, high reliability
- ☑ MPPT high performance, higher efficiency



WhatsApp@



# SOLAR PUMP

## DC Brushless

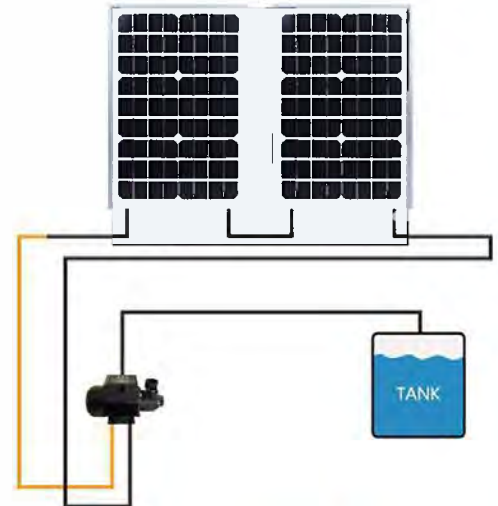
### QB60-62m-2.2m<sup>3</sup>/h-96V-800W

# 800W

m <sup>3</sup> /h	2.2	2.1	1.7	1.3	1.1	0.8	0.5
L/min	36	35	28	22	18	14	8
H(m)	0	10	20	30	40	50	60

40-90V  
Best:60-76V

☑ 340w\*2pcs



Built-in controller  
Easy installation and easy maintenance

ISO9001 ISO14001 TUV



- ☑ All-copper impeller, long service life
- ☑ All-copper 180-degree high temperature cable, high reliability
- ☑ MPPT high performance, higher efficiency



WhatsApp@



# SOLAR PUMP

## DC Brushless

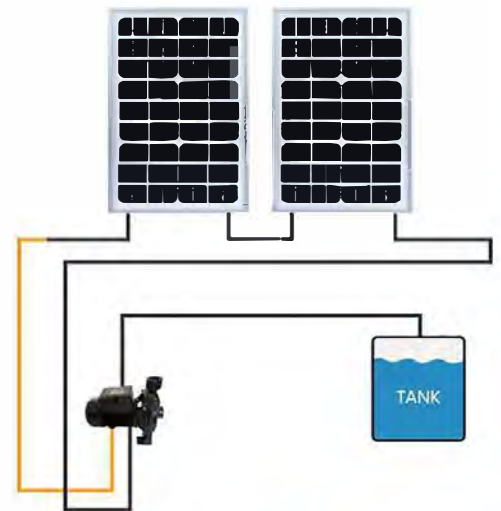
### CPM130-31m-5.1m<sup>3</sup>/h-96V-700W

# 700W

m <sup>3</sup> /h	5.1	4.8	4.3	3.8	3.3	2.5	0.4
L/min	85	80	72	64	55	42	6
H(m)	0	5	10	15	20	25	30



☑ 340w\*2pcs



Built-in controller  
Easy installation and easy maintenance

**ISO9001 ISO14001 TUV**



- ☑ All-copper impeller, long service life
- ☑ All-copper 180-degree high temperature cable, high reliability
- ☑ MPPT high performance, higher efficiency



WhatsApp@



# SOLAR PUMP

## DC Brushless

### CPM146-35m-5.5m<sup>3</sup>/h-150V-800W

# 800W

m <sup>3</sup> /h	5.5	5.0	4.5	4.1	3.5	2.5	1.5
L/min	92	83	75	69	58	41	25
H(m)	0	5	10	15	20	25	30

☑ 340w\*3pcs    ☑ 340w\*2pcs

65-110V  
Best:90-110V



1"

35m



Built-in controller  
Easy installation and easy maintenance

ISO9001 ISO14001 TUV



- ☑ All-copper impeller, long service life
- ☑ All-copper 180-degree high temperature cable, high reliability
- ☑ MPPT high performance, higher efficiency



WhatsApp@



# SOLAR PUMP


## DC Brushless

### CPM158-37m-7.9m<sup>3</sup>/h-180V-1200W

# 1200W

m <sup>3</sup> /h	6.1	5.8	5.4	5.0	4.6	4.1	2.8
L/min	102	96	90	84	76	69	46
H(m)	5	10	15	20	25	30	35

80-150V  
Best:96-130V



☑ 340w\*3pcs    ☑ 340w\*4pcs



Built-in controller  
Easy installation and easy maintenance

ISO9001 ISO14001 TUV



- ☑ All-copper impeller, long service life
- ☑ All-copper 180-degree high temperature cable, high reliability
- ☑ MPPT high performance, higher efficiency



WhatsApp@



# SOLAR PUMP

## DC Brushless

### SHF1A-18m-15.3m<sup>3</sup>/h-96V-700W

# 700W

m <sup>3</sup> /h	15.3	13.0	10.3	8.0	5.3	3.2	0.8
L/min	255	217	171	133	88	54	14
H(m)	0	3	6	9	12	15	18

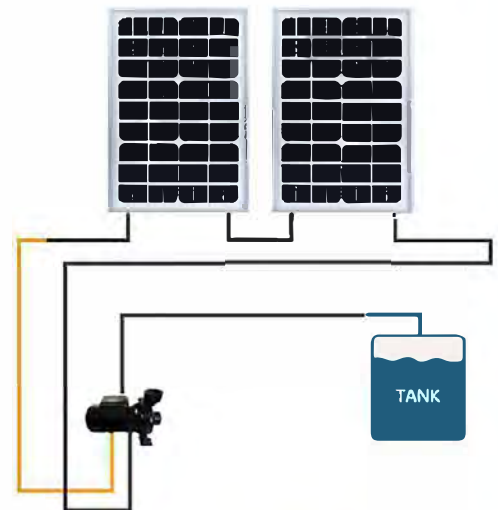
40-90V  
Best:60-76V



1.5"

18m

☑ 340w\*2pcs



Built-in controller  
Easy installation and easy maintenance

ISO9001 ISO14001 TUV



- ☑ All-copper impeller, long service life
- ☑ All-copper 180-degree high temperature cable, high reliability
- ☑ MPPT high performance, higher efficiency



WhatsApp@



# SOLAR PUMP

## DC Brushless

### SHF1B-12m-11.3m<sup>3</sup>/h-48V-300W

# 300W

m <sup>3</sup> /h	11.3	10.6	7.5	4.6	0.8
L/min	189	176	125	77	13
H(m)	0	3	6	9	12

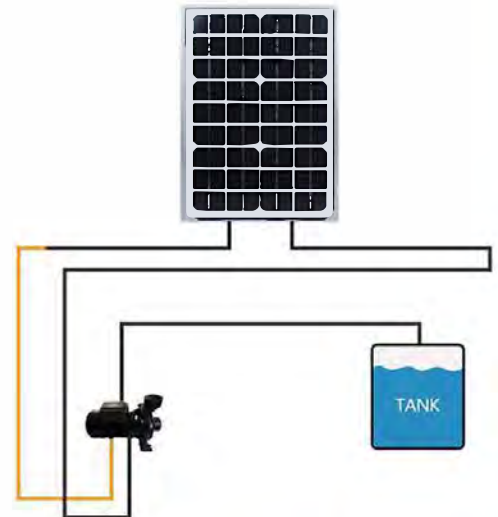
20-40V  
Best:30-40V



1.5"

12m

☑ 340w\*1pcs



Built-in controller  
Easy installation and easy maintenance

ISO9001 ISO14001 TUV



- ☑ All-copper impeller, long service life
- ☑ All-copper 180-degree high temperature cable, high reliability
- ☑ MPPT high performance, higher efficiency



WhatsApp@



# SOLAR PUMP

## DC Brushless

### SHF5A 26m-22.1m<sup>3</sup>/h-450V-1400W

# 1400W



m <sup>3</sup> /h	22.1	20.3	16.3	12.0	8.5	3.4
L/min	368	339	271	200	141	56
H(m)	0	5	10	15	20	25

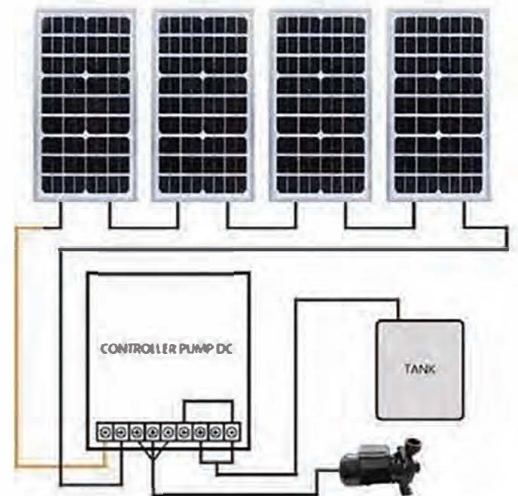
60-450V  
Best:180-230V



External controller  
Easy installation and easy maintenance

**ISO9001 ISO14001 TUV**

- 450w\*3pcs
- 340w\*4pcs
- 340w\*5pcs
- 340w\*6pcs



- All-copper impeller, long service life
- All-copper 180-degree high temperature cable, high reliability
- MPPT high performance, higher efficiency



WhatsApp@



# SOLAR PUMP

## DC Brushless

### SHF5B-21m-20.9m<sup>3</sup>/h-180V-1200W


# 1200W

m <sup>3</sup> /h	20.9	19.0	12.5	7.5	1.2	0.0
L/min	349	317	209	125	20	0
H(m)	0	5	10	15	20	21

80-150V  
Best:96-130V



☑ 340w\*4pcs    ☑ 340w\*3pcs



Built-in controller  
Easy installation and easy maintenance

ISO9001 ISO14001 TUV



- ☑ All-copper impeller, long service life
- ☑ All-copper 180-degree high temperature cable, high reliability
- ☑ MPPT high performance, higher efficiency



WhatsApp@



# SOLAR PUMP

## DC Brushless

### SHF5C-20m-19.8m<sup>3</sup>/h-150V-800W


# 800W

m <sup>3</sup> /h	19.8	17.6	12.5	6.8	1.2
L/min	330	294	208	113	20
H(m)	0	5	10	15	20

40-90V  
Best:60-76V



☑ 340w\*3pcs    ☑ 340w\*2pcs



Built-in controller  
Easy installation and easy maintenance

ISO9001 ISO14001 TUV



- ☑ All-copper impeller, long service life
- ☑ All-copper 180-degree high temperature cable, high reliability
- ☑ MPPT high performance, higher efficiency



WhatsApp@



# SOLAR PUMP

## DC Brushless

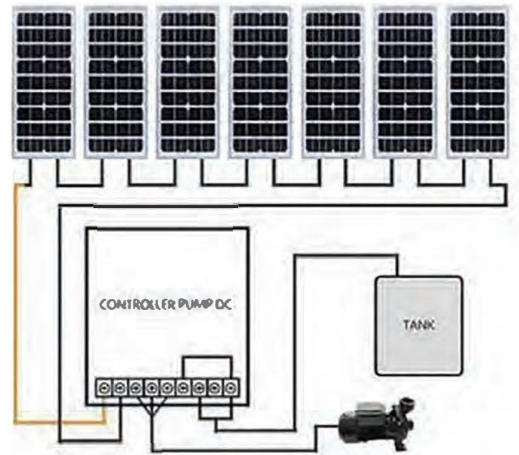
### SHF6A 25m-60.9m<sup>3</sup>/h-450V-2800W



# 2800W

m <sup>3</sup> /h	60.9	54.8	44.0	31.6	21.8	10.3
L/min	1015	914	733	527	363	172
H(m)	0	5	10	15	20	25

- ☑ 450w\*3pcs
- ☑ 340w\*4pcs
- ☑ 340w\*5pcs
- ☑ 340w\*6pcs
- ☑ 340w\*7pcs
- ☑ 340w\*8pcs



60-450V  
Best:300-380V



External controller  
Easy installation and easy maintenance

**ISO9001 ISO14001 TUV**



- ☑ All-copper impeller, long service life
- ☑ All-copper 180-degree high temperature cable, high reliability
- ☑ MPPT high performance, higher efficiency



WhatsApp@



# SOLAR PUMP

## DC Brushless

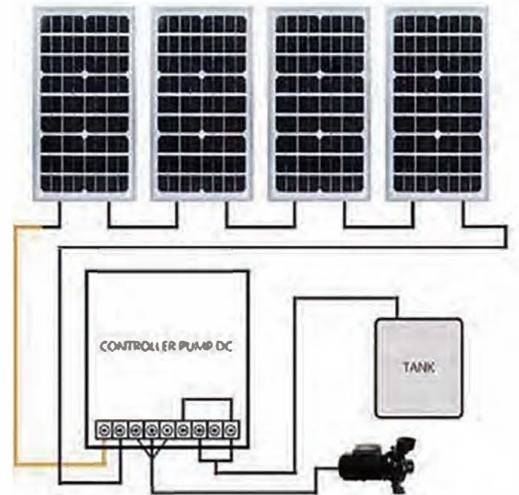
### SHF6B 22m-48.4m<sup>3</sup>/h-450V-2200W



# 2200W

m <sup>3</sup> /h	48.4	43.0	33.7	21.9	9.7	0.0
L/min	807	716	561	365	161	0
H(m)	0	5	10	15	20	22

- ☑ 450w\*3pcs
- ☑ 340w\*4pcs
- ☑ 340w\*5pcs
- ☑ 340w\*6pcs
- ☑ 340w\*7pcs
- ☑ 340w\*8pcs



60-450V  
Best:220-300V



External controller  
Easy installation and easy maintenance

**ISO9001 ISO14001 TUV**



- ☑ All-copper impeller, long service life
- ☑ All-copper 180-degree high temperature cable, high reliability
- ☑ MPPT high performance, higher efficiency



WhatsApp@



# SOLAR PUMP

DC Brushless

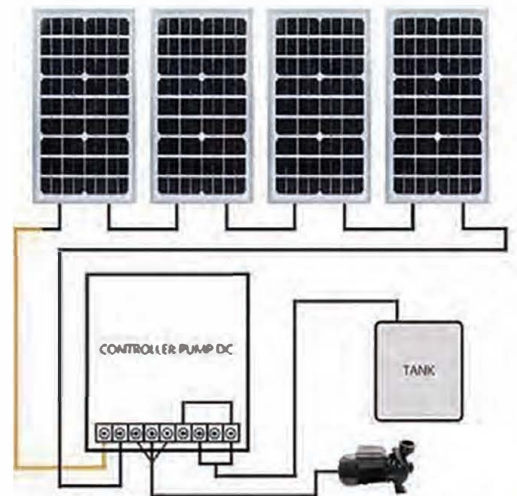
**SHF6C**  
**14m-37.2m<sup>3</sup>/h-450V-1600W**



**1600W**

m <sup>3</sup> /h	37.2	32.3	24.1	17.2	7.8	0.0
L/min	620	538	401	287	130	0
H(m)	0	3	6	9	12	14

- 450w\*3pcs     340w\*6pcs
- 340w\*4pcs     340w\*7pcs
- 340w\*5pcs     340w\*8pcs



60-450V  
 Best: 180-230V



External controller  
 Easy installation and easy maintenance

**ISO9001 ISO14001 TUV**



- All-copper impeller, long service life
- All-copper 180-degree high temperature cable, high reliability
- MPPT high performance, higher efficiency



WhatsApp@